

# RESIDE

PORCELAIN TILE COLLECTION



**iris**<sup>®</sup>  
U.S.





Created by **Nature**  
PERFECTED BY US



# RESIDE

INTRODUCTION

**4**

---

RESIDE BEIGE

**8**

---

RESIDE ASH

**18**

---

RESIDE BROWN

**30**

---

RESIDE BLACK

**44**

---

ITEM CODES | TECHNICAL FEATURES

**56**



*Whether it is a residential  
or commercial space, make it feel like...*

**H** EALTHY  
**O** UTSTANDING  
**M** ODERN  
**E** XTRAORDINARY

---

Contemporary surfaces designed for minimalistic yet sophisticated spaces. Similarly to an artist's blank canvas, this material allows you to imagine and express any new design. The metropolitan style featured in this glazed

porcelain stoneware provides a neutral and organic look, which combines perfectly with different decor options, giving you the opportunity to create your own unique style.

A graphic illustration of a house silhouette. The house is composed of two overlapping shapes: a larger, dark brown textured shape for the main body and a smaller, light grey textured shape for the front porch. In the upper right window area, there is a circular sun icon with a textured, organic pattern inside, surrounded by several concentric white circles. The entire graphic is set against a red background with a white speckled pattern.

RESIDE





# RESIDE

RESIDE tiles are produced from high-quality minerals and clays, extracted and processed using high-tech sustainable methods.

EARTH, WATER and FIRE: no solvents, resins or chemical additives are used for our tile. Pressure and fire are what is needed to produce an exceptionally solid material.

Our powerful presses compact the tile while extremely-high firing temperatures weld and fuse the natural minerals to create more durable and solid surfaces.



**24" X 48"**  
HONED & TEXTURED R11

**12" X 24"**  
HONED

**2" X 2"** MOSAICS  
**4" X 24"** BULLNOSE TRIM  
**6" X 12"** COVE BASE TRIM

- RESIDE BROWN
- RESIDE BEIGE



**24" X 48"**  
HONED & TEXTURED R11

**12" X 24"**  
HONED

**2" X 2"** MOSAICS  
**4" X 24"** BULLNOSE TRIM  
**6" X 12"** COVE BASE TRIM

- RESIDE BLACK
- RESIDE ASH




# RESIDE

## BEIGE

*Reside Beige is a neutral and elegant color that makes any space relaxing, comfortable and stylish.*







48" X 24"

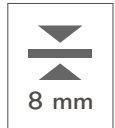


12" X 24"



2" X 2" MOSAIC

**RESIDE** BEIGE











Wall | Reside Beige | 24"x48" Honed  
Floor | Reside Brown | 24"x48" Textured



Wall | Reside Beige | 2"x2" Mosaic







# RESIDE

## ASH

*The calming tones of Reside Ash recall foggy mornings and cloudy days.*

*Its soothing and relaxing color can make any space more peaceful and comfortable.*







48" X 24"



12" X 24"



2" X 2" MOSAIC



# RESIDE ASH



Wall | Reside Ash | 12"x24" | 2"x2" Mosaic  
Floor | Reside Brown | 24"x48" Honed











Floor | Reside Ash | 24"x48" Honed



Floor | Reside Ash | 24"x48" Textured





Wall | Maestro Bernini Classico | 120"x60" Polished  
Floor | Reside Ash | 12"x24" Honed



# RESIDE

## BROWN

*The warm colors of Reside Brown recall organic hues found in Nature. Feel the understated presence of the wood, stone and earthy elements mixed in this color fusion.*

*Create a special atmosphere by using our surfaces and bring a part of nature to your home or commercial space.*







48" X 24"



12" X 24"



2" X 2" MOSAIC



# RESIDE BROWN





Wall | Reside Brown | 24"x48" Honed | Reside Black | 12"x24" Honed  
Floor | Reside Brown | 24"x48" Textured





Floor | Reside Brown | 12"x24" Honed



# RESIDE

WHERE NATURE DWELLS





Wall | Reside Beige | 24"x48" Honed | 2"x2" Mosaic  
Floor | Reside Brown | 24"x48" Textured





Wall | Reside Beige | 24"x48" Honed  
Floor | Reside Brown | 24"x48" Textured



# RESIDE

WHERE COMFORT RULES



Wall | Marmi Blue Tempest | 120"x60" Polished  
Floor | Reside Brown | 12"x24" Honed



# RESIDE

## BLACK



*With its rich, charming and powerful hues, Reside Black resemble natural volcanic rocks.*

*The dark texture brings a sense of mystery and uniqueness to any atmosphere.*

*Create with these surfaces an elegant and modern space while preserving the natural "feel" of the material.*





48" X 24"



12" X 24"



2" X 2" MOSAIC

**RESIDE** BLACK









Floor | Reside Black | 24" x 48" Honed







Wall | Reside Black | 12"x24" Honed | 2"x2" Mosaics  
Floor | Reside Black | 24"x48" Textured





Wall | Reside Black | 12"x24" Honed | 2"x2" Mosaics

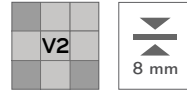


RESIDE  
WHERE YOU CAN FIND YOUR PEACE





# RESIDE BEIGE

Rectified

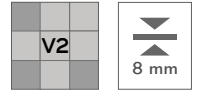


SIZES FINISHES	48"X24"	12"X24"	2"X2" Mosaics on 12"x12" mesh sheet	4"X24" Bullnose Trim	6"X12" Covebase Trim
HONED	IRG2448207	IRG1224207	IRG12MO207	IRG424BT207	IRG612C207
TEXTURED R11	IRT2448207	—	—	—	—




# RESIDE ASH

Rectified



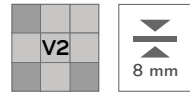
SIZES FINISHES	48"X24"	12"X24"	2"X2" Mosaics on 12"x12" mesh sheet	4"X24" Bullnose Trim	6"X12" Covebase Trim
HONED	IRG2448206	IRG1224206	IRG12MO206	IRG424BT206	IRG612C206
TEXTURED R11	IRT2448206	—	—	—	—






# RESIDE BROWN

Rectified

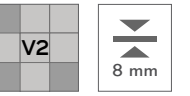


SIZES FINISHES	48"X24"	12"X24"	2"X2" Mosaics on 12"x12" mesh sheet	4"X24" Bullnose Trim	6"X12" Covebase Trim
HONED	IRG2448209	IRG1224209	IRG12MO209	IRG424BT209	IRG612C209
TEXTURED R11	IRT2448209	—	—	—	—





# RESIDE BLACK

Rectified



SIZES FINISHES	48"X24"	12"X24"	2"X2" Mosaics on 12"x12" mesh sheet	4"X24" Bullnose Trim	6"X12" Covebase Trim
HONED	IRG2448208	IRG1224208	IRG12MO208	IRG424BT208	IRG612C208
TEXTURED R11	IRT2448208	—	—	—	—





# TECHNICAL INFORMATION

PHYSICAL PROPERTIES	ASTM TEST	INDUSTRY STANDARDS	IRIS US RESULTS
<b>Water Absorption</b>	C373	Impervious < 0.5%	≤ 0.1%
<b>Thickness Dimension</b>	C499	Range ± 0.04 Inc. Max.	≤ ± 0.04 Inc.
<b>Facial Dimension</b>	C499	± 0.25 %	≤ ± 0.25%
<b>Warpage Average Diagonal</b>	C485	± 0.40 %	≤ ± 0.40%
<b>Warpage Average Edge</b>	C485	± 0.40 %	≤ ± 0.40%
<b>Wedging</b>	C502	± 0.25 %	≤ ± 0.25%
<b>Bond Strength</b>	C482	≥ 50 psi	≥ 200 psi
<b>Breaking Strength</b>	C648	≥ 250 lbf	≥ 400 lbf
<b>Hardness (MOHS)</b>	Scratch Test (No regulated)	Range 0 – 10	≥ 7
<b>Visible Abrasion Resistance for Glaze Tiles</b>	C1027	No Requirement, Range 0 – 5	Class 4
<b>Frost Resistance</b>	C1026	No sample must show alterations to surface	No evidence of Damage
<b>Chemical Resistance</b>	C650	No Requirement, Range E – A	Class A
<b>Stain Resistance</b>	C1378	No Requirement, Range E – A	Class A*
<b>DCOF – Matte</b>	BOT 3000	≥ 0.42*	≥ 0.42*
<b>Aesthetic Classification</b>	Visual Evaluation Shade & Textures	No Requirement, Range V0 – V4	V2

\*DCOF (Coefficient of Friction): all values are given for Matte or Honed material. No values are given for Polished material. The above information is a subject to change. Individual product testing can be conducted by request.

PACKAGING	24" x 48"	12" x 24"	MOSAICS 2"x2"	BULLNOSE 4"x24"	COVEBASE 6"x12"
Box/Pieces	4	8	5	16	8
Box/Sq. Ft.	31.00	15.50	4.844	10.33	3.875
Pallet/Box	20	32	–	–	–
Pallet/Sq. Ft.	620.00	496.00	–	–	–
Thickness (mm)	8	8	8	8	7.5
Weight Lb/Sq.Ft.	3.83	3.55	3.55	2.00	1.70

When preparing the order, the surfaces are selected randomly; therefore, the continuity of patterns and veining is not guaranteed.

Color samples are for general reference only. Tile is made with all natural materials; therefore, is subject to variation in color and/or texture.

Due to the paper finish and the printing settings (or your screen settings, if viewed digitally), it is normal to see a slight difference in colors and textures shown in the catalogue, comparing to the actual colors and textures of the products.







IRIS U.S. Corporate Office  
1360 South Vernon St.  
Anaheim, CA 92805

Customer Service  
(800) 323-9906



MADE IN THE U.S.A.



USIRISRESID22