


Mutina

Mutina America

**Curated domestic stock Program
for the US Market**

Punto

Ronan & Erwan Bouroullec



Developed from the concept that inspired Pico collection, Punto is a three-dimensional decorative element that can be used only on walls. The pattern is characterised by big sunken dots (Down) or elevated dots (Up) and finds its highest expression when used on large surfaces. Depending on how light hits the elements, they create unexpected chiaroscuro effects that enliven interiors. Both the Up and Down options are available in a single size of 12''x1,6'', provided on

meshes of five pieces each. The palette presents 3 colours in Glossy finish (Blanc, Vert and Brun), which is obtained by applying a transparent, polished and bright glaze. The traditional double-firing production technique enhanced the preciousness of surfaces, especially in the shades Vert and Brun where a reacting enamel typical of handcrafted pieces guaranteed an exceptional colour rendering.



Punto Down Glossy Vert



Punto Down Glossy Blanc



Punto Up Glossy Brun

Technical Features


collection	Punto
design	Ronan & Erwan Bouroullec, 2021
production	Industrial
material	Glazed pressed body
thickness	Punto Down: 0,5" Punto Up: 0,5"
sizes	Punto Down: 5 pcs 12" · 1,6" · 0,5" on net: 8" · 12" Punto Up: 5 pcs 12" · 1,6" · 0,5" on net: 8" · 12"
specification	<ul style="list-style-type: none"> – 2 shapes: up and down – 1 glossy colors: blanc – 2 glossy colors with craquelé glaze: vert and brun
use	Wall – indoor
awards	Best of Year 2022
category	BIII UNI EN 14411 GL
patents	Registered design n° 009069826 – 001/0008 – date of registration: 27/06/2022

Colors

GLOSSY



Up Blanc



Down Blanc




Up Brun



Down Brun



Up Vert

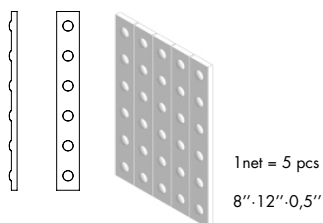


Down Vert

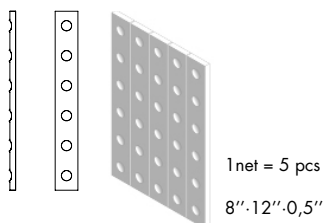
Punto

collection	Punto
design	Ronan & Erwan Bouroullec, 2021
production	Industrial
material	Glazed pressed body
thickness	Punto Down: 0,5" Punto Up: 0,5"
sizes	Punto Down: 5 pcs 12" · 1,6" · 0,5" on net: 8" · 12" Punto Up: 5 pcs 12" · 1,6" · 0,5" on net: 8" · 12"
specification	<ul style="list-style-type: none"> – 2 shapes: up and down – 1 glossy colors: blanc – 2 glossy colors with craquelé glaze: vert and brun
use	Wall – indoor
awards	Best of Year 2022
category	BIII UNI EN 14411 GL
patents	Registered design n° 009069826 – 001/0008 – date of registration: 27/06/2022

PUNTO UP



PUNTO DOWN



Laying and maintenance tips

use	Wall – indoor
installation	Lay on perfectly flat, dry walls.
recommended adhesive	NON RAPID DRYING adhesive for porcelain stoneware to make it easier to fix the sheets.
recommended joints	Place the sheets with the same joint as within the sheet.
recommended fillers	FINE-GRAIN CEMENT BASE GROUT: Grout 0.5 m ² at a time and wash thoroughly with clean water. Remove all traces of grout carefully before it dries completely. EPOXY GROUT: Grout 0.5 m ² at a time and wash thoroughly with clean water. Remove all traces of grout carefully before it dries completely. Do not use for Punto Vert and Punto Brun.
cleaning at the end of installation	<p>– Punto Vert and Punto Brun: do not use abrasive cleaners / do not use acid or alkaline products. / Craquelé is a type of glazed ceramics characterised by micro-cracks on the surface, deliberately created as a distinctive finish. This particular process makes the material sensitive to acids. For ordinary maintenance, anti-limescale products should be avoided, because they can dull the surface.</p> <p>Please proceed as follows:</p> <ol style="list-style-type: none"> 1. Treatment pre-grouting with FILA MP90, solvent based stain protector. 2. Grouting with cement-based grout, possibly do not grout in contrast 3. Cleaning at the end of installation with cleaner FILA CLEANER PRO, neutral detergent, dilute the product in a ratio 1:30 4. Final cleaning with FILA MP90 <p>– Punto Matt and Glossy: do not use abrasive cleaners, especially for glossy finishing.</p> <p>FINE-GRAIN CEMENT BASE GROUT: Buffered acid (e.g. Deterdek by FILA, Deltaplus by KERAKOLL, or similar). Wet the floor with water, dilute the product 1:5 with water and pour it on the floor. Wait for 5 minutes then use a white scotch brite pad and rinse well with clean water. EPOXY GROUT: Alkaline detergent (e.g. Fugasop by KERAKOLL, PS/87 by FILA). Wet the floor with water, dilute the product 1:5 with water and pour it on the floor. Wait for 5 minutes then use a white scotch brite pad and rinse well with clean water. SILICONE: Solvent for silicone (e.g. Remosil). Pour it straight onto the stain, wait for 1-2 minutes and remove the mark using scotch brite. PAINT: Can usually be removed using water, but if resin-based paints or particular enamels have been used, it is best to ask the manufacturer which solvent is most suitable.</p>
general cleaning (installed tiles)	Punto Vert and Punto Brun: do not use abrasive cleaners / do not use acid or alkaline products. For ordinary maintenance, anti-limescale products should be avoided, because they can dull the surface. Punto Matt and Glossy do not use abrasive cleaners, especially for glossy finishing.
calibers (real size)	–

Colors

GLOSSY



Up Blanc



Down Blanc




Up Brun



Down Brun



Up Vert



Down Vert

Technical features

STANDARD	FEATURES	VALUE REQUIRED	PUNTO
ISO 10545/3	water absorption	x >10%	17,0%
ISO 10545/4	breaking strength	Sp > 7,5 min 600	in conformity
ISO 10545/9	resistance to thermal shock	no visible alteration	unaffected
ISO 10545/11	crazing resistance	no visible alteration	unaffected
ISO 10545/13	resistance to chemical attacks	min B	A – B
ISO 10545/14	stains resistance	class 3	class 5
LEED CERTIFICATION 4.1			64% recycled material
VOC Emission			available upon request
Declaration of Contents			available upon request
SDS			available upon request
BPD3			available upon request
HPD			available upon request

Mutina