



Blustyle
by COTTO D'ESTE

OUTDOOR
LIVING SPACE

Blustyle[®] | BELLA
PER
SEMPRE
by COTTO D'ESTE

A photograph of a modern building facade featuring a lush vertical garden wall. The wall is covered in dense, green foliage, including various leafy plants and vines. To the left, there are balconies with dark metal railings and glass panels. The overall scene is bright and green, suggesting a sustainable and nature-integrated living space.

OUTDOOR
LIVING SPACE



OUTDOOR

LIVING SPACE

E' solo rincorrendo ed assecondando un innato senso di libertà che si scoprono nuovi percorsi per superare confini e barriere. E' grazie a questa consapevolezza che la nostra idea di spazi da vivere e abitare si estende a tutti gli ambiti esterni tramite l'interpretazione più fedele della pietra come espressione dello stile inconfondibile di Blustyle. Con Outdoor ogni area esterna diventa uno spazio da abitare di straordinaria bellezza ed eccezionale resistenza perché realizzata con gli spessori maggiorati 12 e 20 mm. La fortissima valenza estetica la grande e ricercata variabilità dei toni e l'ampia modularità dei formati imprimono ad Outdoor una inconfondibile impronta di eleganza e versatilità per rendere ogni spazio esterno uno spazio da vivere. Outdoor, Living Space!

OUTDOOR

LIVING SPACE

The pursuit and fulfilment of an innate sense of freedom is the only way to discover new paths which transcend borders and barriers. It is thanks to this awareness that our idea of spaces for living extends to all outdoor realms, by means of the faithful interpretation of stone as an expression of distinctive Blustyle. With Outdoor, every outdoor area becomes a living space of extraordinary beauty and exceptional resistance, because it is available in enhanced 12 and 20 mm thicknesses. A strong aesthetic value, an immense and original variety of tones coupled with the extensive modularity of formats means that Outdoor exudes elegance and versatility, transforming all outdoor spaces into living spaces. Outdoor, Living Space!







RUN

JUMP

WALK

12mm NATURALE

60x60 / 30x60

20x40 / 20x30 / 20x20

20mm NATURALE RTT

60x90 / 60x60





12mm
NATURALE

20mm
NATURALE

SUPERFICI E SPESSORI / SURFACES AND THICKNESSES



pavimento_floor RUN GRADONE COSTA RETTA CON GOCCIOLATOIO cm 30X60 20mm /
RUN NATURALE RTT / cm 60X90 20mm



































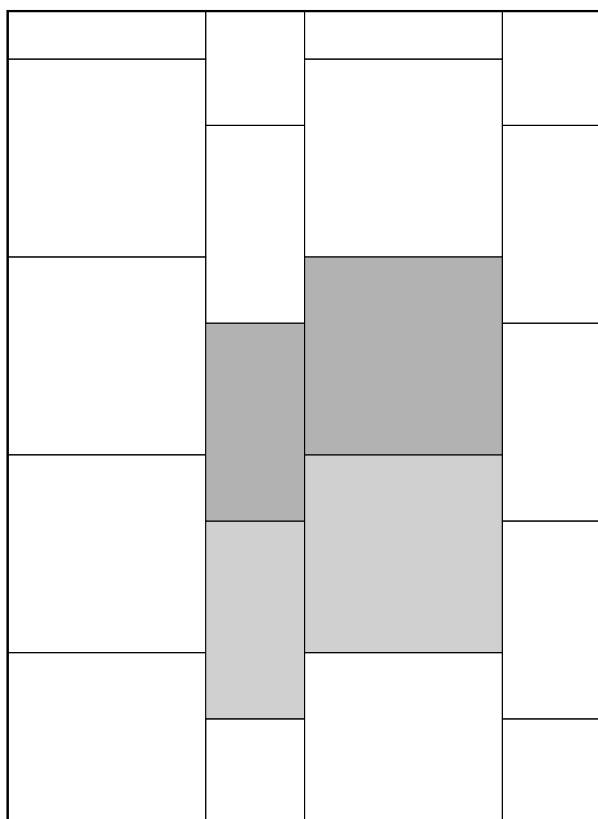




Le sapienti combinazioni di forme e geometrie
generano armonia e movimento valorizzando ogni spazio.
The tasteful combinations of shapes and designs
create harmony and movement, enhancing every space.

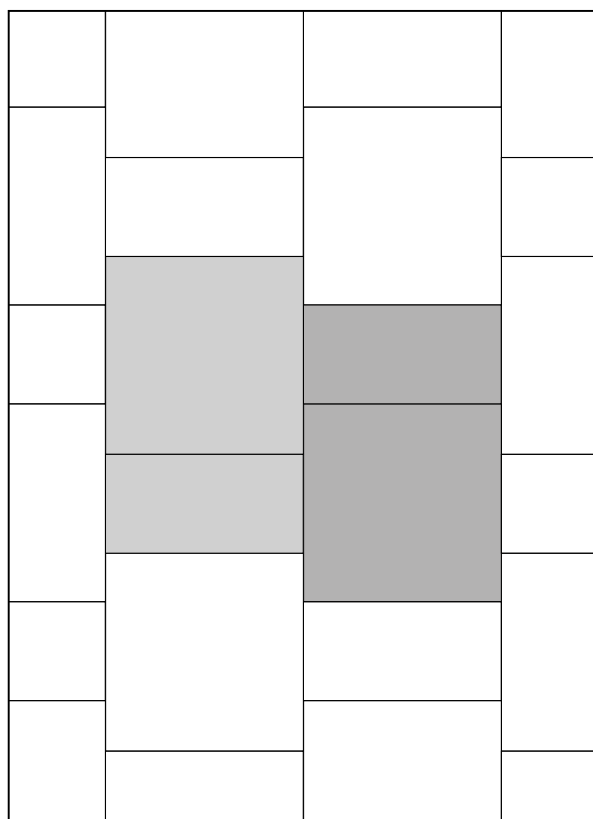
SCHEMI DI POSA / LAYING SOLUTIONS 12mm

BINARIO / A



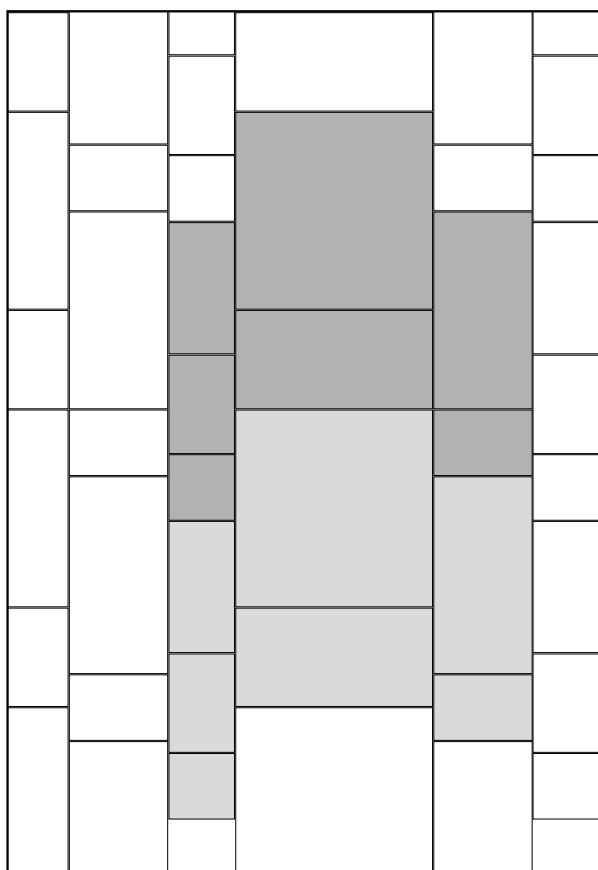
30x60 (1) 33,4%
60x60 (1) 66,6%

BINARIO / B



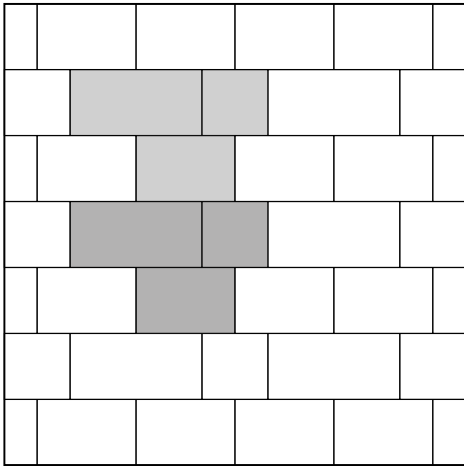
30x60 (1) 33,4%
60x60 (1) 66,6%

BINARIO / C



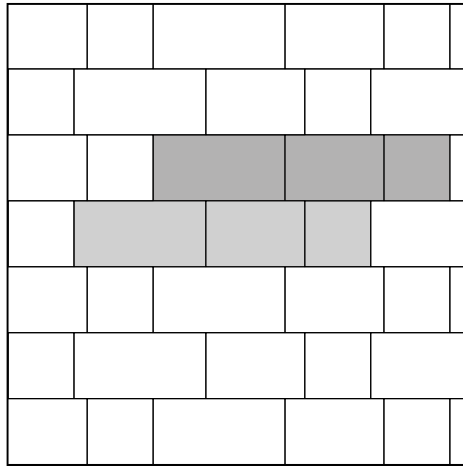
60x60 (1) 37,5%
30x60 (2) 37,5%
20x40 (1) 8,34%
20x30 (2) 12,5%
20x20 (1) 4,16%

MODULO / A




20x20 (1) 22,2%
 20x30 (1) 33,4%
 20x40 (1) 44,4%

MODULO / B




20x20 (1) 22,2%
 20x30 (1) 33,4%
 20x40 (1) 44,4%

MODULO / C



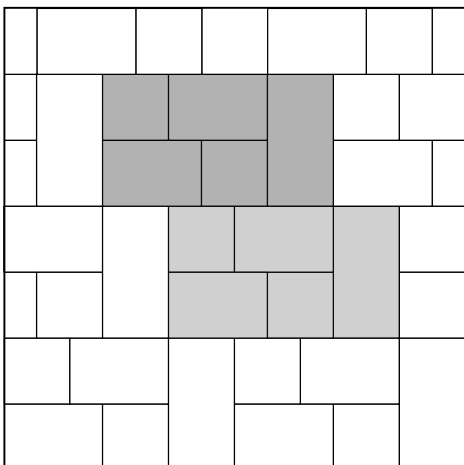
20x20 (1) 20%
 20x40 (2) 80%

MODULO / D



20x20 (1) 15,38%
 20x30 (1) 23,08%
 20x40 (2) 61,54%

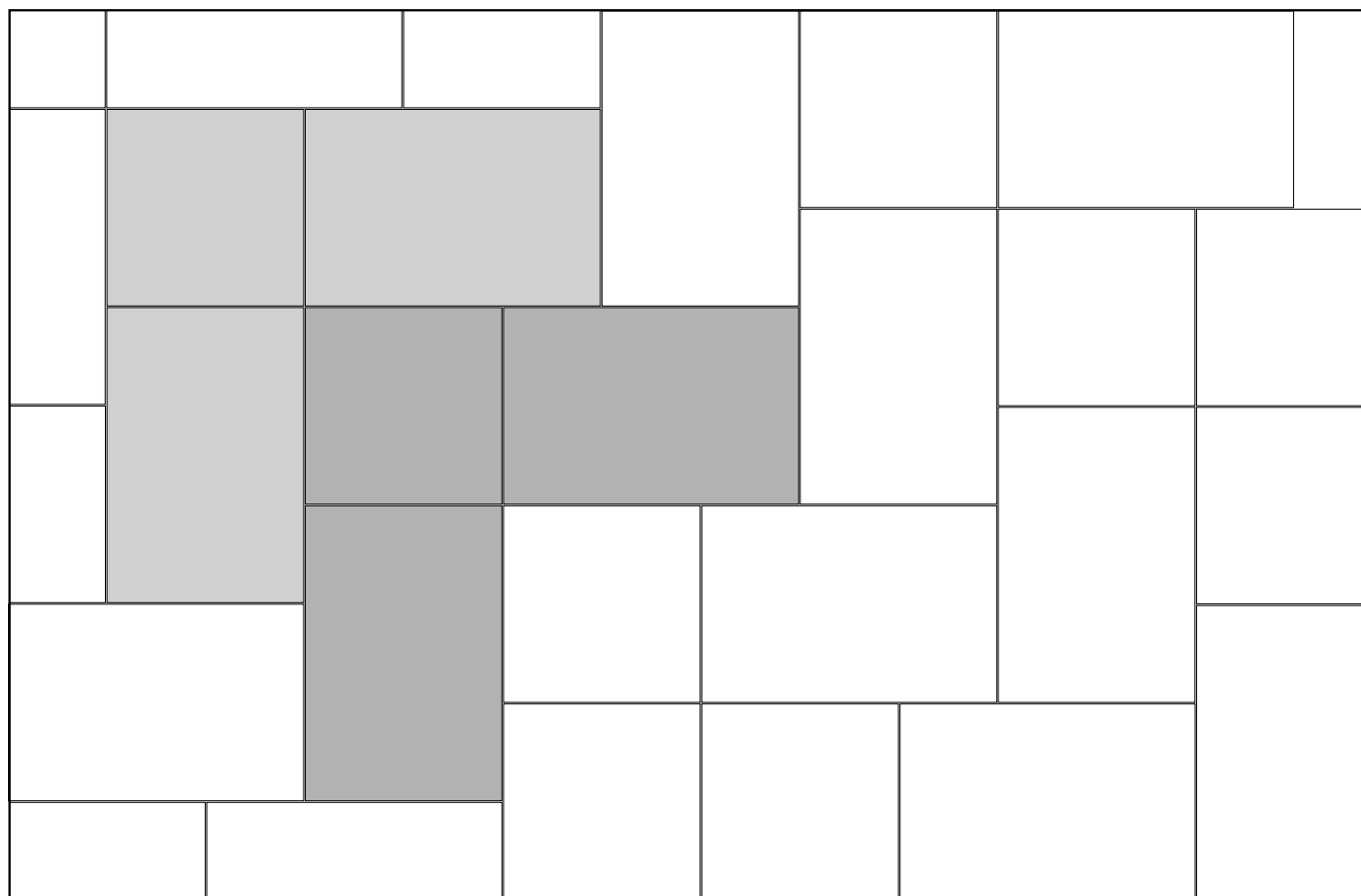
MODULO / E



20x20 (2) 28,57%
 20x30 (2) 42,86%
 20x40 (1) 28,57%

SCHEMI DI POSA / LAYING SOLUTIONS 20mm

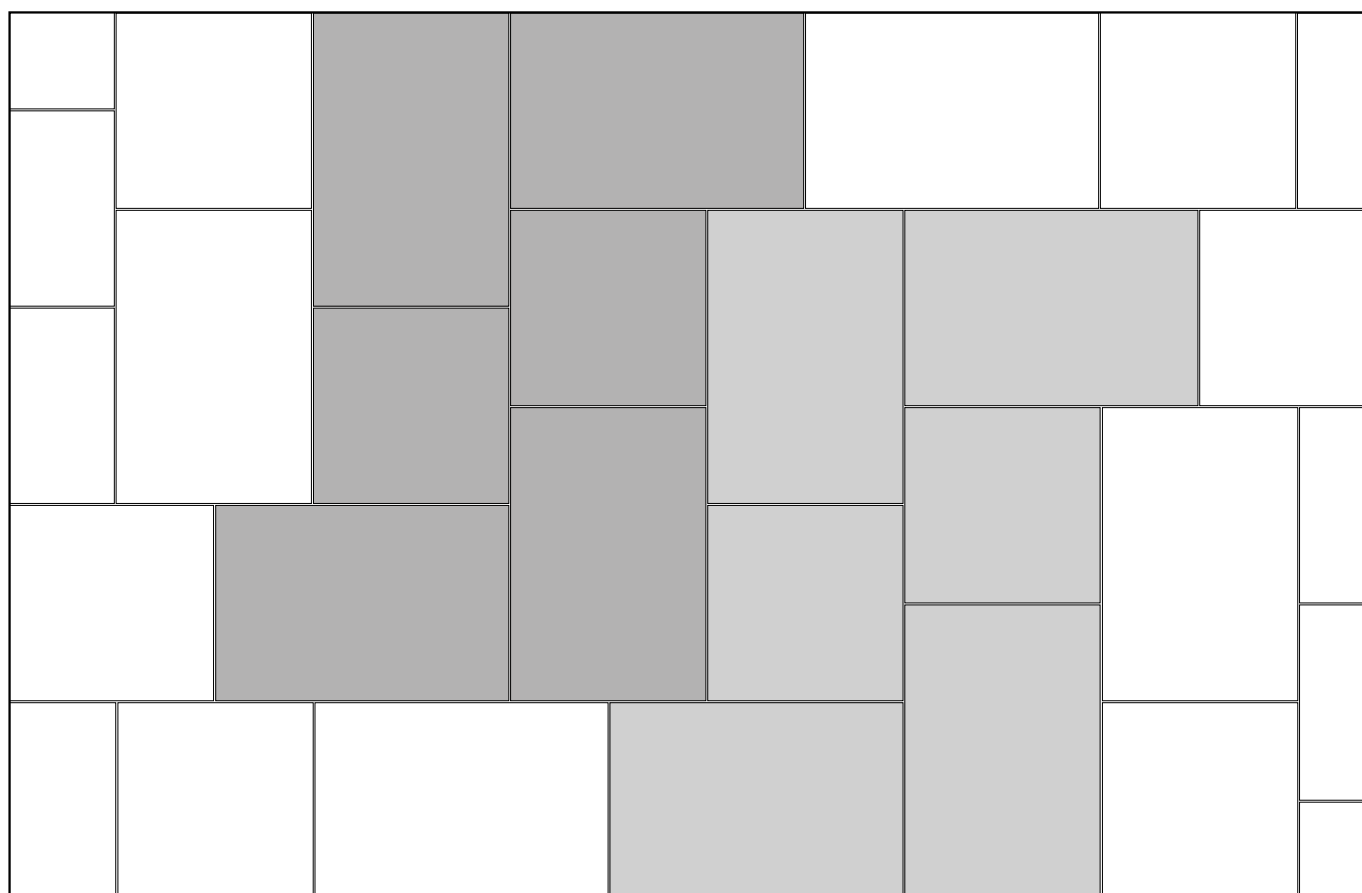
MODULO / F



60x60 (1) 25%

60x90 (2) 75%

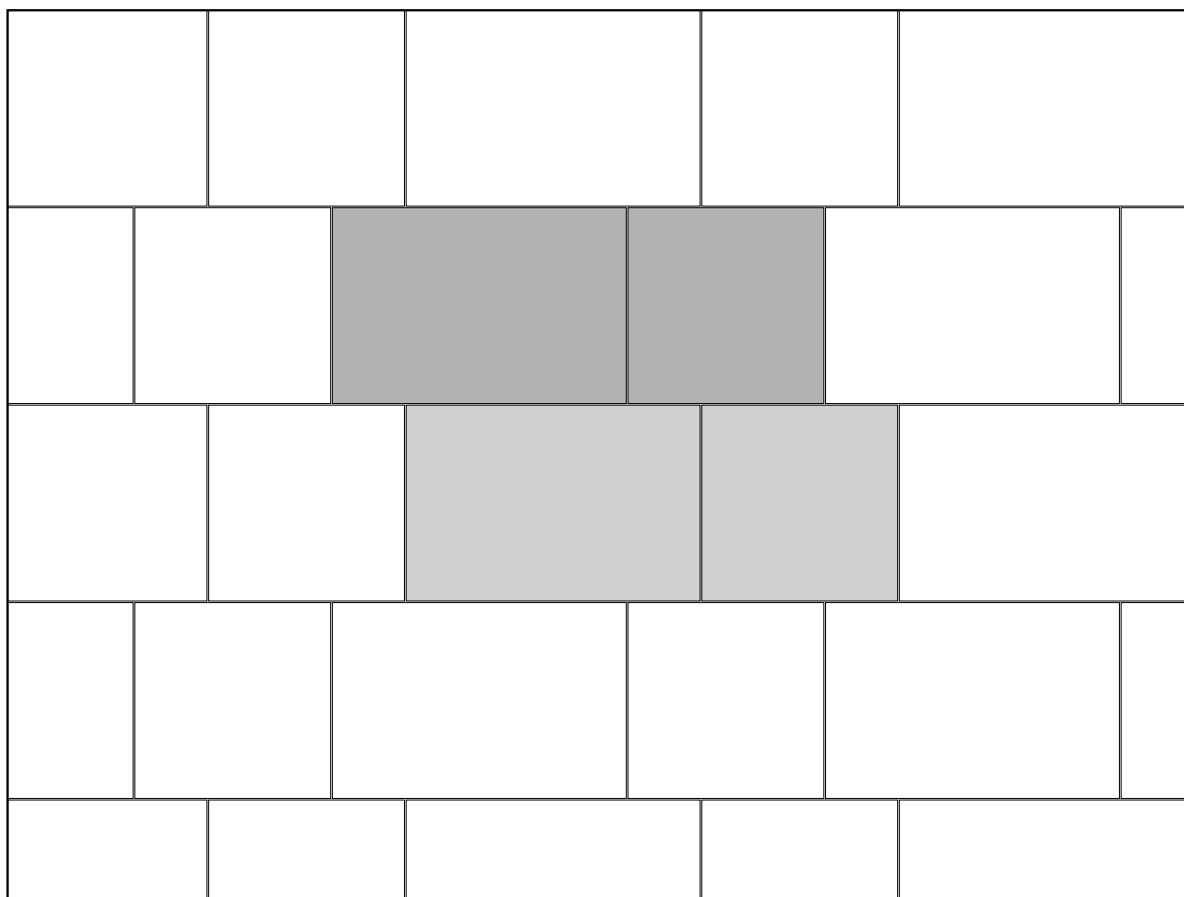
MODULO / G



60x60 (2) 25%

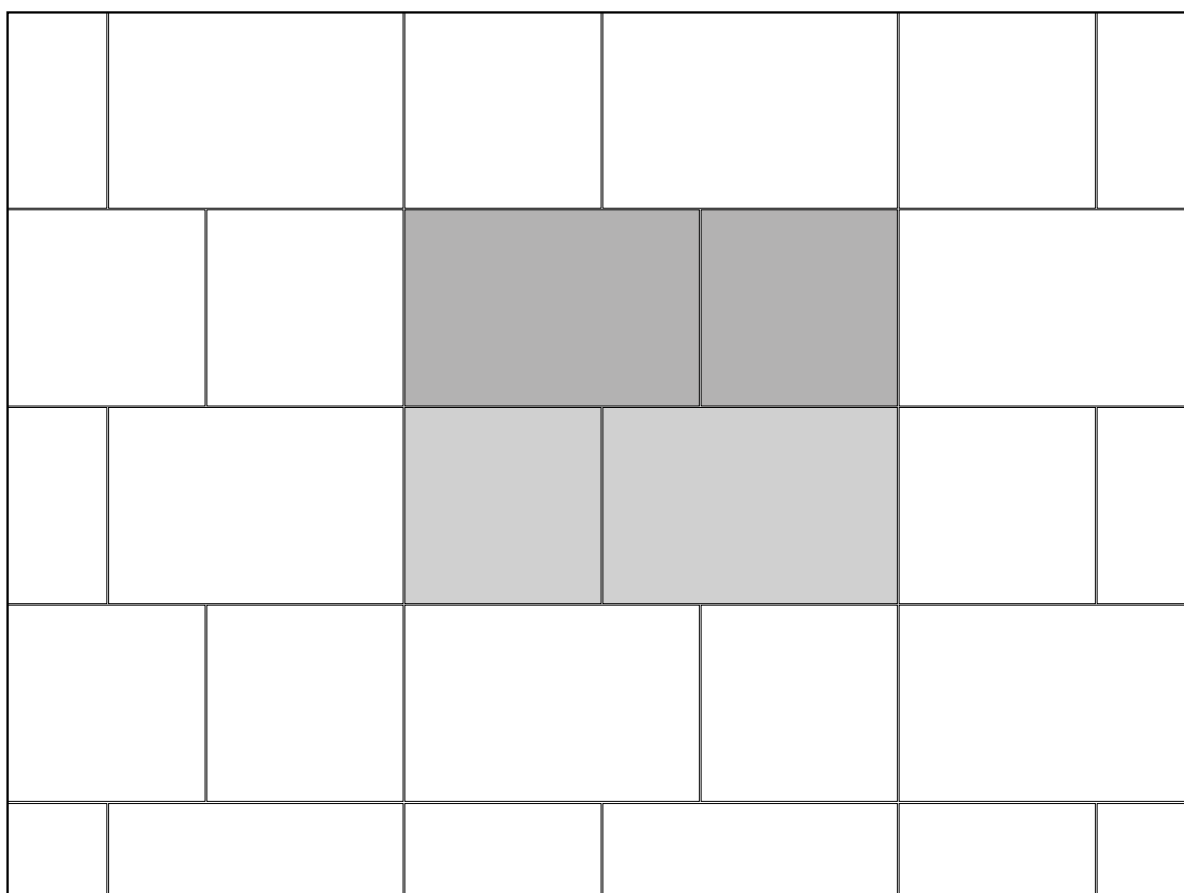
60x90 (4) 75%

MODULO / H



60x60 (1) 40%
60x90 (1) 60%

MODULO / I




60x60 (1) 40%
60x90 (1) 60%

SCHEMI DI POSA / LAYING SOLUTIONS

SCHEMI DI POSA / LAYING SOLUTIONS 20mm

RANDOM





CARATTERISTICHE TECNICHE / TECHNICAL CHARACTERISTICS

Superficie / Surface: Unglazed (UGL)

Conforme / In compliance with:

ISO 13006-G (GRUPPO/GROUP Bla), EN 14411-G (GRUPPO/GROUP Bla), ANSI A137.1 (Porcelain tile, P1 Class)

CARATTERISTICA TECNICA TECHNICAL FEATURES	METODO DI PROVA TEST METHOD	VALORI MEDI AVERAGE VALUES
ASSORBIMENTO D'ACQUA WATER ABSORPTION	ISO 10545-3 ASTM C373	0,05 %
SFORZO DI ROTTURA BREAKING STRENGTH	ISO 10545-4	3.500 N 12mm 13.600 20mm
	ASTM C648	800 lbf 12mm 2,800 lbf 20mm
RESISTENZA A FLESSIONE MODULUS OF RAPTURE	ISO 10545-4	50 N/mm²
RESISTENZA ALL'ABRASIONE PROFONDA DEEP ABRASION RESISTANCE	ISO 10545-6 ASTM C1243	145 mm³
DILATAZIONE TERMICA LINEARE LINEAR THERMAL EXPANSION	ISO 10545-8	$\alpha \leq 7 \cdot 10^{-6} \text{ }^{\circ}\text{C}^{-1}$
	ASTM C372	$\alpha \leq 4.4 \cdot 10^{-6} \text{ }^{\circ}\text{F}^{-1} / \alpha \leq 8 \cdot 10^{-6} \text{ }^{\circ}\text{C}^{-1}$
RESISTENZA ALLE MACCHIE STAIN RESISTANCE	ISO 10545-14	5 RESISTENTE / RESISTANT
	ASTM 1378	A RESISTANT
RESISTENZA ALL'ATTACCO CHIMICO (*) CHEMICAL RESISTANCE (*)	ISO 10545-13	LA - HA RESISTENTE / RESISTANT
	ASTM C650	A RESISTANT
RESISTENZA AL GELO FROST RESISTANCE	ISO 10545-12	RESISTENTE / RESISTANT
	ASTM C1026	RESISTANT
RESISTENZA ALLO SCIVOLAMENTO SLIP RESISTANCE	DIN 51130	R11 12mm R12 20mm
	DIN 51097	C (A+B+C)
	BCR TORTUS	$\mu > 0,40$
	ANSI A326.3	DCOF $\geq 0,42$
	BS 7976-2	PTV 36+wet (Sl. 96 - Sl. 55)
	AS-NZS 4586	P4
CARRABILITÀ (***) TRANSITABILITY (***)	UNE ENV 12633	Clase 3
	EN 1339	U14 20mm
STONALIZZAZIONE SHADE VARIATION	ANSI A137.1	V3
REAZIONE AL FUOCO FIRE REACTION	EN 13823	Classe / Class A1 (wall)
	EN 9239-1	Classe / Class A1_{ff} (floor)
FLAME SPREAD	ASTM E84	Class A
CONDUCIBILITÀ TERMICA THERMAL CONDUCTIVITY	EN 12524	$\lambda = 1,3 \text{ W/m }^{\circ}\text{K} / 0.7 \text{ BTU/ft h }^{\circ}\text{F}$
FUGA MINIMA CONSIGLIATA (**) RECOMMENDED MINIMUM JOINT (**)	outdoor	2 mm 20x20/20x30/20x40 12mm
		4 mm 30x60/60x60 12mm
		2 mm 60x60/60x90 20mm
VISIBILITÀ DELLE IMPRONTE TREAD MARK VISIBILITY	Metodo blustyle Blustyle method	B
FACILITÀ DI PULIZIA CLEANING EASINESS	Metodo blustyle Blustyle method	2

(*) Ad esclusione dell'acido fluoridrico e derivati / Excluding hydrofluoric acid and its derivatives

(**) Salvo diversa indicazione dei Codici di Posa Nazionali. La larghezza delle fughe deve comunque essere decisa dalla Direzione Lavori. / The width of grout joints must be established by the installation supervisor, unless grout widths are regulated by national laying standards.

PER POSA MODULARE FUGA MINIMA 4mm / FOR MODULAR TILE LAYING WE RECOMMEND A MINIMUM JOINT WIDTH OF 4mm

(***) Carrabile quando incollata su massetto. La classificazione si riferisce al solo formato quadrato (fino a 60x60 cm). / Transitible when applied to a screed with adhesive.

This information applies only to square formats (up to 60x60 cm).



RESIDENZIALE E PUBBLICO
RESIDENTIAL AND PUBLIC
Naturale

MADE IN ITALY

TABELLE CALIBRI / SIZES TABLE

60x60		30x60		20x40		20x30		20x20	
CALIBRO CALIBRE	W*(mm)	CALIBRO CALIBRE	W*(mm)	CALIBRO CALIBRE	W*(mm)	CALIBRO CALIBRE	W*(mm)	CALIBRO CALIBRE	W*(mm)
I	596,8x596,8	I	296,48x596,8	I	197,6x399,2	I	197,6x298,4	I	197,6x197,6
Q	599,2x599,2	Q	297,6x599,2	Q	198,4x400,8	Q	198,4x299,6	Q	198,4x198,4
T	601,6x601,6	T	298,8x601,6	T	199,2x402,4	T	199,2x300,8	T	199,2x199,2
U	604,0x604,0	U	300,0x604,0	U	200,0x404,0	U	200,0x302,0	U	200,0x200,0
V	606,4x606,4	V	301,2x606,4	V	200,8x405,6	V	200,8x303,2	V	200,8x200,8
W	608,8x608,8	W	302,4x608,8	W	201,6x407,2	W	201,6x304,4	W	201,6x201,6
				Y	202,4x408,8	Y	202,4x305,6	Y	202,4x202,4

60x90 RTT		30x60 RTT	
CALIBRO CALIBRE	W*(mm)	CALIBRO CALIBRE	W*(mm)
O	600x901	O	600x600
P	598x898	P	598x598
Q	596x895	Q	596x596
R	595x893	R	595x595

PULIBILITÀ / PULIBILITY

VISIBILITÀ DELLE IMPRONTE - Metodo Blustyle

Questa classificazione specifica il grado di visibilità delle impronte rilasciate sul pavimento dopo il passaggio con scarpe sporche di polvere.

A - Impronta non visibile

B - Impronta poco visibile

C - Impronta molto visibile. Ideale per rivestimenti e consigliato per pavimenti solo in ambienti residenziali.

TREAD MARK VISIBILITY - Blustyle method

This classification specifies the visibility degree of the tread marks left on the floor after walking with shoes dirty of dust.

A - Tread mark not visible

B - Tread mark not very visible.

C - Tread mark very visible. Ideal for wall installation and recommended for floor installation in residential areas only.

FACILITÀ DI PULIZIA - Metodo Blustyle

Il metodo consiste nel classificare il grado di facilità nella rimozione dello sporco generico mediante pulizia manuale con detergente debole.

Grade 1 - Molto facile, nessuna resistenza dello sporco, rimozione immediata.

Grade 2 - Facile, leggera resistenza dello sporco, rimozione veloce.

Grade 3 - Meno facile, maggiore resistenza dello sporco, rimozione lenta. Si consiglia detergente forte. Ideale per rivestimenti e consigliato per pavimenti solo in ambienti residenziali.

CLEANING EASINESS - Blustyle method

The method consists in classifying the easiness grade in removing general dirt by manual cleaning with mild detergent.

Grade 1 - Very easy, no resistance of the dirt, immediate removal.

Grade 2 - Easy, light resistance of the dirt, fast removal.

Grade 3 - Less easy, higher resistance of the dirt, slow removal. A strong detergent is recommended. Ideal for wall installation and recommended for floor installation in residential areas only.

CERTIFICAZIONI / CERTIFICATIONS

UNI EN ISO 9001:2015



SISTEMA DI GESTIONE QUALITÀ CERTIFICATO

UNI EN ISO 14001:2015



SISTEMA DI GESTIONE AMBIENTALE CERTIFICATO



LEED



LEED

IT Blustyle Ceramica, tramite la holding Panariagroup Industrie Ceramiche S.p.A., è membro del U.S. Green Building Council e del Green Building Council Italia.

EN Blustyle Ceramica, through Panariagroup Industrie Ceramiche S.p.A. holding, is a member of the U.S. Green Building Council and of the Italian Green Building Council.



IT I prodotti Blustyle by Cotto d'Este possiedono Dichiarazione Ambientale di Prodotto (EPD) specifica di tipo III, certificata da ente terzo indipendente secondo le normative EN 14025 e EN 15804. Disponibile su richiesta.

EN Blustyle by Cotto d'Este products have a type III specific Environmental Product Declaration (EPD). This is certified by an independent third party according to EN 14025 and EN 15804 standards. Available on request.



EN 14411

Le DOP sono disponibili sul sito internet www.blustyle.it
DOP are available on the website www.blustyle.it



DESTINAZIONI D'USO / INTENDED USE

Legenda / Key



Cucine, bagni, living e ogni altro ambiente di uso residenziale.

Kitchens, bathrooms, living rooms and other residential environments



Uffici, uffici aperti al pubblico, sale d'attesa, negozi, bagni pubblici, aree comuni condominiali, sale di ristoranti, autosaloni, bar, cinema, ambulatori/cliniche, camere e bagni di hotel.

Offices, offices open to the general public, waiting rooms, shops, public bathrooms, common apartment block areas, restaurant dining rooms, car showrooms, bars, cinemas, surgeries/clinics, hotel rooms and bathrooms.



Aree comuni di centri commerciali, hall di hotel, mense, fast food, discoteche, ospedali, scuole, musei, luoghi di culto, aeroporti, stazioni.

Common areas of shopping centres, hotel foyers, canteens, fast food restaurants, dance clubs, hospitals, schools, museums, places of worship, airports, stations.



Prevalentemente per ambienti esterni nei quali è richiesta una pavimentazione con prestazioni antiscivolo.

Mainly for external areas that require flooring with anti-slip characteristics.

OUTDOOR

LIVING SPACE



RUN




WALK



JUMP

SPESSORE
THICKNESS
12 mm

NATURALE



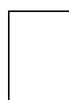
60x60cm
24"x24"



30x60cm
12"x24"



20x40cm
8"x16"

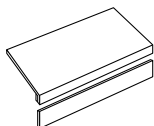


20x30cm
8"x12"



20x20cm
8"x8"


Gradino Plus
Step tread Plus




34x60x4,5cm
13³/₈"x24"x1³/₄"

SPESSORE
THICKNESS
20 mm

NATURALE RTT

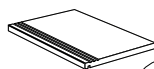


60x90cm
24"x36"



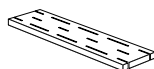
60x60cm
24"x24"

Gradone costa retta rigato
con gocciolatoio
Step tread straight edge
with grooves and drip flap



30x60cm
12"x24"

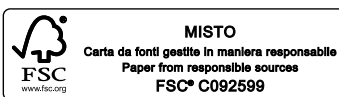
Elemento Griglia
Grill component



15x60cm
6"x24"

Destinazioni d'uso / Intended use: NATURALE





Blustyle[®] | BELLA
PER
SEMPRE
by COTTO D'ESTE 

Blustyle[®] | BELLA
by COTTO D'ESTE | PER
SEMPRE

Via Emilia Romagna, 31 - 41049 Sassuolo (MO) Italy
ph. +39 0536 814911 - fax +39 0536 814921
blustyle.it - info@blustyle.it

PANARIAGROUP INDUSTRIE CERAMICHE S.p.A.

EDITION: February 2020

