

MANACOR

**CARMEN TRUE TILES
NEW COLLECTION**



— MANACOR

Carmen true tiles honours ceramic craftsmanship thanks to its reinterpretation of the classics; Manacor is proof of this. This collection manages to reproduce the benefits of the most traditional ceramics, that ceramic that pleases to look at and that decorates every room in a unique way.

Carmen true tiles hace honor a la artesanía cerámica gracias a su reinterpretación de los clásicos; Manacor es la prueba de ello. Esta colección consigue reproducir las bondades de la cerámica más tradicional, esa cerámica que complace observar y que reviste cada estancia de una manera única.



HEXA MANACOR ACQUA 13,9X16.MANDIA GREEN MIX 11,8X11,8.MANACOR ACQUA 11,8X11,8

Through its design and technical specifications, it is able to innovate while preserving the fantastic finishes of the ceramics of yesteryear. Manacor presents a relief that is inspired by clay and that is enhanced thanks to a double crystalline gloss finish, a real novelty on a technical level. However, the distinctive touch of the series is found in the possibility of combining formats to make each room a unique space.

A través de su diseño y sus especificaciones técnicas es capaz de innovar al mismo tiempo que conserva los fantásticos acabados de la cerámica de antaño. Manacor presenta un relieve que se inspira en el barro y que se potencia gracias a un acabado brillo de doble cristalina, toda una novedad a nivel técnico. Sin embargo, el toque distintivo de la serie lo encontramos en la posibilidad de combinar formatos para hacer de cada estancia un espacio singular.

MANACOR

11,8X11,8 - 13,9X16 / 4,5"X4,5" - 5,5"X6,3"



MANACOR WHITE
11,8X11,8 / 4,5"X4,5" J37 / M



MANACOR GREY
11,8X11,8 / 4,5"X4,5" J37 / M



MANACOR BLUE
11,8X11,8 / 4,5"X4,5" J37 / M



MANACOR ACQUA
11,8X11,8 / 4,5"X4,5" J37 / M



DRACH WHITE
11,8X11,8 / 4,5"X4,5" J45 / M



DRACH GREY
11,8X11,8 / 4,5"X4,5" J45 / M



DRACH BLUE
11,8X11,8 / 4,5"X4,5" J45 / M




DRACH ACQUA
11,8X11,8 / 4,5"X4,5" J45 / M



PETRA WHITE
11,8X11,8 / 4,5"X4,5" J45 / M



PETRA GREY
11,8X11,8 / 4,5"X4,5" J45 / M



PETRA BLUE
11,8X11,8 / 4,5"X4,5" J45 / M



PETRA ACQUA
11,8X11,8 / 4,5"X4,5" J45 / M



P HEXA MANACOR WHITE
13,9X16 / 5,5"X6,3" P13 / M




P HEXA MANACOR GREY
13,9X16 / 5,5"X6,3" P13 / M




P HEXA MANACOR BLUE
13,9X16 / 5,5"X6,3" P13 / M




P HEXA MANACOR ACQUA
13,9X16 / 5,5"X6,3" P13 / M




MANACOR NIGHT
11,8X11,8 / 4,5"X4,5" J37 / M



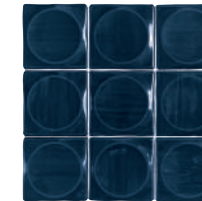
MANACOR NAVY
11,8X11,8 / 4,5"X4,5" J37 / M



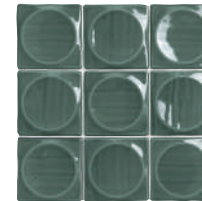
MANACOR GREEN
11,8X11,8 / 4,5"X4,5" J37 / M




DRACH NIGHT
11,8X11,8 / 4,5"X4,5" J45 / M




DRACH NAVY
11,8X11,8 / 4,5"X4,5" J45 / M




DRACH GREEN
11,8X11,8 / 4,5"X4,5" J45 / M



PETRA NIGHT
11,8X11,8 / 4,5"X4,5" J45 / M



PETRA NAVY
11,8X11,8 / 4,5"X4,5" J45 / M




PETRA GREEN
11,8X11,8 / 4,5"X4,5" J45 / M



P HEXA MANACOR NIGHT
13,9X16 / 5,5"X6,3" P13 / M




P HEXA MANACOR NAVY
13,9X16 / 5,5"X6,3" P13 / M




P HEXA MANACOR GREEN
13,9X16 / 5,5"X6,3" P13 / M



MANDIA NIGHT MIX
11,8X11,8 / 4,5"X4,5" J45 / M



MANDIA NAVY MIX
11,8X11,8 / 4,5"X4,5" J45 / M



MANDIA GREEN MIX
11,8X11,8 / 4,5"X4,5" J45 / M



HEXA MANACOR GREEN 13,9X16.MANACOR GREEN 11,8X11,8

HEXA MANACOR BLUE 13,9X16.MANACOR BLUE 11,8X11,8.MANDIA NAVY MIX 11,8X11,8



HEXA MANACOR NIGHT 13,9X16.MANACOR NIGHT 11,8X11,8.PETRA NIGHT 11,8X11,8.CEPPPO RECT 60X120



HEXA MANACOR ACQUA 13,9X16.MANACOR ACQUA 11,8X11,8.PETRA ACQUA 11,8X11,8

CARACTERÍSTICAS TÉCNICAS · TECHNICAL CHARACTERISTICS · CARACTÉRISTIQUES TECHNIQUES

- *B** BRILLO / SHINE / BRILLANT
- PB** PASTA BLANCA / WHITE BODY / PÂTE BLANCHE
- 👉** REVESTIMIENTO / WALL TILE / FAÏENCE
- V2** VARIACION LEVE / SLIGHT VARIATION

FORMATO SIZE FORMAT	PZS/CAJA TILES/BOX PIÈCES/BOITE	M ² /CAJA SQM/BOX MÈTRES/BOITE	Kg/CAJA Kg/BOX Kg/BOITE	CAJAS/PALLET BOXES/PALLET BOITES/PA- LETTE	M ² /PALLET SQM/PALLET MÈTRES/PALETTE	Kg/PALLET Kg/PALLET MÈTRES/PA- LETTE
11,8x11,8	30	0,41	6,85	95	39,33	651,00
DRACH	28	0,39	6,81	95	36,77	647,00
PETRA	28	0,39	6,87	95	36,77	653,00
13,9X16	25	0,42	8,25	105	43,89	866,00



apegrupo.com

CARMEN
true tiles