

LOOP

CARMEN TRUE TILES
NEW COLLECTION



— Loop

Inspired by architectural models and 3D technology, the Loop collection is able to transform the traditional concept of ceramics. Its three-dimensional designs generate optical effects that change according to the lighting and the incidence of the light.

The minimalist and contemporary relief allows for decorating all types of interiors with simplicity and charm and offers great versatility in its placement.

Inspirada en modelos arquitectónicos y en la tecnología 3D, la colección Loop es capaz de transformar el concepto tradicional de la cerámica. Sus diseños tridimensionales generan efectos ópticos que cambian según la iluminación y la incidencia de la luz.

El relieve minimalista y contemporáneo permite decorar con simplicidad y encanto todo tipo de interiores y ofrece una gran versatilidad en la colocación.



Loop symbolizes our creative concept 'The Perfect Mix' thanks to its color palette, from APE's Four Seasons series.

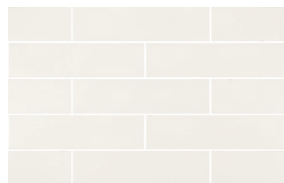
In this way, it offers the possibility of matching floors and walls with different formats and textures, while complementing each other perfectly.

Loop simboliza nuestro concepto creativo 'The Perfect Mix' gracias a su paleta de color, que hace referencia a la serie Four Seasons de APE.

De esta forma, ofrece la posibilidad de combinar suelos y paredes con formatos y texturas diferentes, pero que se complementan a la perfección.

LOOP


6,3X25 / 2"X10"




SMOOTH WHITE
6,3X25 / 2"X10" L19/M




SMOOTH PUMICE
6,3X25 / 2"X10" L19/M




SMOOTH SAP
6,3X25 / 2"X10" L19/M



LOOP WHITE
6,3X25 / 2"X10" L05/M




LOOP PUMICE
6,3X25 / 2"X10" L05/M



LOOP SAP
6,3X25 / 2"X10" L05/M



SMOOTH WOAD
6,3X25 / 2"X10" L19/M



LOOP WOAD
6,3X25 / 2"X10" L05/M



LOOP WOAD 6,3X25 / SMOOTH WOAD 6,3X25

CARACTERÍSTICAS TÉCNICAS · TECHNICAL CHARACTERISTICS · CARACTÉRISTIQUES TECHNIQUES

- PB** PASTA BLANCA/WHITE BODY / PÂTE BLANCHE
- W** REVESTIMIENTO/WALL TILE/FAÏENCE
- M** MATE/MATT / MAT
- T** ESPESOR/THICKNESS/ÉPAISSEUR 8,67mm/0,34"
- V1** ASPECTO UNIFORME/UNIFORM APPEARANCE/APPARENCE UNIFORME

FORMATO SIZE FORMAT	PZS/CAJA TILES/BOX PIÈCES/BOITE	M ² /CAJA SQM/BOX MÈTRES/BOITE	Kg/CAJA Kg/BOX Kg/BOITE	CAJAS/PALLET BOXES/PALLET BOITES/PA- LETTE	M ² /PALLET SQM/PALLET MÈTRES/PALETTE	Kg/PALLET Kg/PALLET MÈTRES/PA- LETTE
6,3X25	30	0,468	6,50	120	56,23	780,22

apegrupo.com

CARMEN
true tiles