

CONTEMPORARY

**CARMEN TRUE TILES
NEW COLLECTION**


apegrupo



— Contemporary

Contemporary was born to question conventions and traditions and to reinterpret the basics of interior design. Bold yet casual, this collection of porcelain flooring is perfect to combine with any APE Group range.

Contemporary nace para cuestionar los convencionalismos y la tradición y para reinterpretar las normas básicas del interiorismo. Atrevida y desenfadada, esta colección de pavimento porcelánico es perfecta para combinar con cualquier colección de APE Grupo.



Contemporary smoothly interacts with other products and with amazing results.

Its small format, 15x15, and its range of eight colours (bluestone, aqua sea, coconut milk, mineral grey, rose quartz, ash rose, forest and glommy) result in our creative concept known as 'The Perfect Mix'.

Contemporary es capaz de relacionarse con otros productos de manera ágil y con sorprendentes resultados.


Su formato pequeño, 15x15, y su gama de ocho colores —bluestone, aqua sea, coconut milk, mineral grey, rose quartz, ash rose, forest y glommy— hacen realidad nuestro concepto creativo 'The Perfect Mix'.

Contemporary

15X15 6"X6"



CONTEMPORARY COCONUT MILK
15X15 / 6"X6" R59/M




CONTEMPORARY BLUESTONE
15X15 / 6"X6" R59/M




CONTEMPORARY ROSE QUARTZ
15X15 / 6"X6" R59/M



CONTEMPORARY ASH ROSE
15X15 / 6"X6" R59/M



CONTEMPORARY AQUA SEA
15X15 / 6"X6" R59/M



CONTEMPORARY MINERAL GREY
15X15 / 6"X6" R59/M



CONTEMPORARY FOREST
15X15 / 6"X6" R59/M




CONTEMPORARY OBSIDIAN
15X15 / 6"X6" R59/M




NELLY COCONUT MILK
15X15 / 6"X6" J44/M



NELLY BLUESTONE
15X15 / 6"X6" J44/M



NELLY ROSE QUARTZ
15X15 / 6"X6" J44/M



NELLY ASH ROSE
15X15 / 6"X6" J44/M



NELLY AQUA SEA
15X15 / 6"X6" J44/M



NELLY MINERAL GREY
15X15 / 6"X6" J44/M



NELLY FOREST
15X15 / 6"X6" J44/M



NELLY OBSIDIAN
15X15 / 6"X6" J44/M

CARACTERÍSTICAS TÉCNICAS · TECHNICAL CHARACTERISTICS

- P** PORCELÁNICO / PORCELAIN TILES
- M** MATE / MATT
- V3** VARIACION MODERADA / MODERATE VARIATION
- R10**
- C2** CLASE 2 / CLASS 2
- ES** ESPESOR 9MM / THICKNESS 0,35"
- DCOF** (DCOF) >0.42

FORMATO PZAS PIECES FORMAT	PZS/CAJA TILES/BOX	M ² /CAJA SQM/BOX	KG/CAJA KG/BOX	CAJAS/PALLET BOXES/PALLET	M ² /PALLET SQM/PALLET	KG/PALLET KG/PALLET
15X15	22	0,495	9,94	120	59,40	1.213

NELLY AQUA SEA 15X15 / WABI SABBIA LAPATTO RECT. 60X120



CONTEMPORARY ASH ROSE 15X15 / NELLY ASH ROSE 15X15



apegrupo.com

CARMEN
true tiles