

65° PARALLELO/

Natura incontaminata

Uncontaminated nature




65°PARALLELO/



UN VERO E PROPRIO
CAPOLAVORO
DELLA NATURA:
UN MATERIALE
UNICO NEL SUO
GENERE, IDEALE
PER CHI CERCA
OUTFIT ELEGANTI
E CONTEMPORANEI.





/ A veritable
masterpiece of nature:
a unique material,
ideal for elegant
and contemporary
solutions.



Dati tecnici
Technical data
28







Contaminazioni creative
Creative combinations











Contaminazioni creative
Creative combinations





Contaminazioni creative
Creative combinations





.65PRL 12B RM





18 **65° PARALLELO/**

La collezione si è ispirata ad un lungo viaggio in Islanda tra avventura e scoperta di un mondo che la natura sta ancora creando. C'è energia dappertutto in Islanda, che modella montagne, fiordi e sterminati spazi desertici, scintilla con il sole di mezzanotte durante l'estate e con l'aurora boreale d'inverno.



/ The collection is inspired by a long and adventurous exploration of Iceland, a world that nature is still creating. Energy is everywhere on the island, sculpting mountains, fjords and endless deserts that sparkle in the midnight sun during summer and under the northern lights in winter.






Contaminazioni creative
Creative combinations

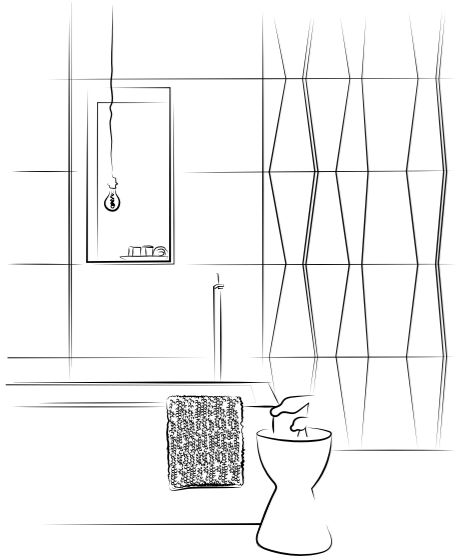




.65PRL 75G RM / .65PRL 377G RM / .65PRL L 0,5x60 / MK.65PRL MIX


.65PRL 377G RM / .65PRL L 0,5x60





Contaminazioni creative
Creative combinations





Contaminazioni creative
Creative combinations





.65PRL 12W RM



GRES PORCELLANATO A TUTTO SPESSORE / FULL BODY PORCELAIN TILE

ISO 13006 - G - Bla UGL (E ≤ 0,5%) UNI EN 14411 - G -



N

G

W

B




ST N ○

	60X120 24"X48"	75X75 30"X30"	*Stocked Item 37,5X75 15"X30"	60X60 24"X24"	30X30 12"X12"
.65PRL N	.65PRL 12N RM	.65PRL 75N RM	.65PRL 377N RM	.65PRL 60N RM	MK.65PRL 30N
.65PRL G	.65PRL 12G RM	.65PRL 75G RM	.65PRL 377G RM	.65PRL 60G RM	MK.65PRL 30G


ST N ○

	60X120 24"X48"	75X75 30"X30"	*Stocked Item 37,5X75 15"X30"	60X60 24"X24"	30X30 12"X12"
.65PRL W	.65PRL 12W RM	.65PRL 75W RM	.65PRL 377W RM	.65PRL 60W RM	MK.65PRL 30W
.65PRL B	.65PRL 12B RM	.65PRL 75B RM	.65PRL 377B RM	.65PRL 60B RM	MK.65PRL 30B


Elementi decorativi / Decorative elements




.65PRL DK 12N 2
60X120 / 24"X48" △




.65PRL DK 12G 2
60X120 / 24"X48" △




.65PRL DK 12W 2
60X120 / 24"X48" △



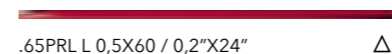
.65PRL DK 12B 2
60X120 / 24"X48" △



MK.65PRL N
30X30 / 12"X12" △



MK.65PRL MIX
30X30 / 12"X12" △



.65PRL L 0,5X60 / 0,2"X24" △

Pezzi speciali / Trims



6X60 △
2.4"X24"



6X75 △
2.4"X30"













120X32,5 △
48"X12.8"

.65PRL N	.65PRL BT60N	.65PRL BT75N	.65PRL G120N
.65PRL G	.65PRL BT60G	.65PRL BT75G	.65PRL G120G
.65PRL W	.65PRL BT60W	.65PRL BT75W	.65PRL G120W
.65PRL B	.65PRL BT60B	.65PRL BT75B	.65PRL G120B

ARTICOLO	DIN 51130 (R)	DIN 51097 (A+B+C)	BCR REP.CEC 6/81		DM 14/6/89 N.236		PENDULUM TEST BS (INGLESE)	PENDULUM TEST AS/NZS 4856:2004 (AUSTRALIANO)	PENDULUM TEST UNE ENV 12633:2003 (SPAGNOLO)	BOT 3000 (DCOF) AVERAGE VALUE
			g.a.	g.b.	c.a.	g.b.				
.65PRL	R10	A	> 0,4	> 0,4	-	-	>25	>35	1	0,56


65° PARALLELO/

CARATTERISTICHE TECNICHE GRES PORCELLANATO / TECHNICAL SPECIFICATIONS PORCELAIN STONEWARE
UNI EN 14411 (ISO 13006) - Bia (appendice/appendix G)

CARATTERISTICA Specification	METODO DI PROVA Test methods	REQUISITI PREVISTI DALLA NORMA Requirements in accordance to the standards	VALORE MEDIO LEONARDO LEONARDO average value
 DIMENSIONI E ASPETTO DIMENSIONS AND APPEARANCE	ISO 10545-2	PROSPETTO G.1 PROSPECT G.1	CONFORME COMPLIANT
 ASSORBIMENTO D'ACQUA WATER ABSORPTION	ISO 10545-3	≤ 0,5%	≤ 0,1%
 RESISTENZA A FLESSIONE FLEXURAL RESISTANCE		min./M/H 35 N/mm ²	> 45 N/mm ²
SFORZO DI ROTTURA MODULUS OF RUPTURE	ISO 10545-4	SPESORE / THICKNESS ≥ 7,5 mm: min. 700 N	SPESORE* THICKNESS*
			8,5 mm* 2500 N*
		SPESORE / THICKNESS < 7,5 mm: min. 1300 N	12 mm* 5000 N*
			14 mm* 6500 N*
			20 mm** 11000 N**
 RESISTENZA ALL'ABRAZIONE PROFONDA DEEP ABRASION RESISTANCE	ISO 10545-6	≤ 175 mm ³	< 140 mm ³
RESISTENZA ALL'ABRAZIONE SUPERFICIALE RESISTANCE TO SURFACE ABRASION	ISO 10545-7	CLASSI 0-5 CLASSES 0-5	COME INDICATO IN CATALOGO AS INDICATED IN THE CATALOGUE
 COEFFICIENTE DILATAZIONE TERMICA LINEARE (α) LINEAR EXPANSION THERMIC COEFFICIENT	ISO 10545-8	METODO DISPONIBILE AVAILABLE ON REQUEST	≤ 7x10 ⁻⁶ °C ⁻¹
 RESISTENZA AGLI SBALZI TERMICI RESISTANCE TO SUDDEN TEMPERATURE CHANGES	ISO 10545-9	METODO DISPONIBILE AVAILABLE ON REQUEST	RESISTE RESISTANT
 RESISTENZA AL GELO FROST RESISTANCE	ISO 10545-12	RICHIESTA ALWAYS TESTED	RESISTE RESISTANT
 PRODOTTI CHIMICI AD USO DOMESTICO ED ADDITIVI PER PISCINA HOUSEHOLD CHEMICALS AND SWIMMING POOL WATER CLEANSERS		UGL min. UB	UGL min. UB
		GL min. GB	GL min. GB
ACIDI ED ALCALI A BASSA CONCENTRAZIONE ACIDS AND LOW CONCENTRATION ALKALIS	ISO 10545-13	UGL DA ULA, ULB A ULC FROM ULA, ULB TO ULC	UGL DA ULA, ULB A ULC FROM ULA, ULB TO ULC
		GL DA GLA, GLB A GLC FROM GLA, GLB TO GLC	GL DA GLA, GLB A GLC FROM GLA, GLB TO GLC
ACIDI ED ALCALI AD ALTA CONCENTRAZIONE ACIDS AND HIGH CONCENTRATION ALKALIS		METODO DISPONIBILE AVAILABLE ON REQUEST	METODO DISPONIBILE AVAILABLE ON REQUEST
 RESISTENZA ALLE MACCHIE STAIN RESISTANCE	ISO 10545-14	METODO DISPONIBILE AVAILABLE ON REQUEST	min. 3
 STABILITÀ DEI COLORI ALLA LUCE COLOUR STABILITY TO LIGHT	DIN 51094	NON DEVONO PRESENTARE APPREZZABILI VARIAZIONI DI COLORE THEY DO NOT HAVE TO SHOW VISIBLE COLOUR ALTERATION	CONFORME COMPLIANT

* SPessori riferiti al formato 20x20 / THICKNESSES REFERRED TO 20X20 SIZE
** SPessori riferiti al formato 60x60 / THICKNESSES REFERRED TO 60X60 SIZE





Marketing CC IMOLA

COPERTINA / COVER
Foto di / Photo by
Paolo Crocenzi

INDICAZIONI D'USO

INDICATIONS FOR USE



Pavimento
Floor tiles



Rivestimento
Wall tiles

DESTINAZIONI D'USO

SUGGESTED APPLICATIONS



Commerciale leggero
Tiles for light commercial



Abitazioni
Domestic purpose



Commerciale pesante
Tiles for heavy traffic area

SUPERFICI

SURFACES

Struttura / Structure



Strutturato
Slate cut

Finitura / Finish



Naturale
Natural

Aspetto superficiale / Surface look



Opaco
Matt

Bordo / Edge



Rettificato monocalibro
Monocaliber, rectified

STONALIZZAZIONE

SHADE VARIATION

V2



CARATTERISTICHE DI VENDITA

SALES CHARACTERISTICS



Prodotto venduto al pezzo.
Product sold per item.

Tutti i nostri prodotti, sia al mq che al pezzo, sono venduti unicamente a scatola completa. All our products are sold only in complete boxes, whether the unit of measure is per item or per square metre.



EVOLUTIONSTILE

leonardoceramica.it

A brand of
Cooperativa Ceramica d'Imola S.c.

Via V. Veneto, 13
40026 Imola (BO) Italia
Tel. +39 0542 601601
Fax +39 0542 31749
